

Finding Patterns in Nature

Classroom activities

Flow Spin Grow inspires children to exercise their powers of creativity, observation and scientific curiosity. Here are some activities you can use to help them explore and explain nature's amazing patterns and shapes.

Before reading

Ask kids to describe what a pattern is. Look for (or provide) words such as:

- "Repeated"
- "Design"
- "Same thing over and over again."

Ask children to find patterns around them. Look at

- Clothing—stripes, plaids, polka dots, prints
- Objects in the classroom
- Boards, bricks, ceiling tiles and other structural elements

Finding patterns often involve seeing the same shape over and over again in one place. But it also can involve seeing the same shape over and over again in different places.

- Can be big or small
- Can be living or not living
- Can be natural or made by people
- Can be out in the world, or inside our own bodies

While reading

Show kids how large words on each page repeat the rhyme from the opening scene

Pause as you read to let kids point out patterns—not just branches, spins, and spirals, but also other patterns.


After reading

Show photographs of real-life images that are examples of each of the three main patterns in the book—branches, spins, and spirals

Ask children to first say what it's a picture of—"It's a snail!" "It's a river!"

Ask which pattern (or patterns) they see in each image. Relate the images to their world—for instance, if showing a whorl of hair, ask if anyone in the room has spirals in their hair. We, too, are jam-packed with nature's patterns.

The hard cover version of *Flow, Spin Grow* (9781771472876) can be purchased at Canadian Education Warehouse for \$19.95 CAD



Branching, spiralling, spinning — you can find patterns almost anywhere in nature, if you look for them.

Flow, Spin, Grow by Patchen Barss, illustrated by Todd Stewart



Welcome to Kindergarten™


CANADIAN EDUCATION WAREHOUSE

www.welcome-to-kindergarten.ca



Finding Patterns in Nature

The same pattern can show up in surprising places.
Try to figure out what made these branching shapes!



ANSWERS: 1. Lightning 2. Muddy river 3. Spreading oak tree 4. Highway interchange 5. Caribou antlers 6. Rock crystals 7. Frost on a windowpane 8. Blood vessels



Branching, spiralling, spinning — you can find patterns almost anywhere in nature, if you look for them.

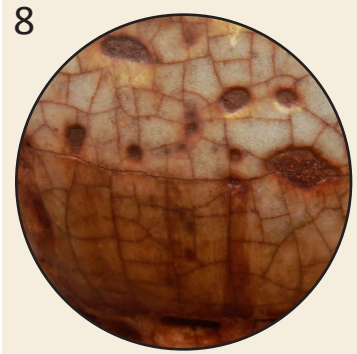

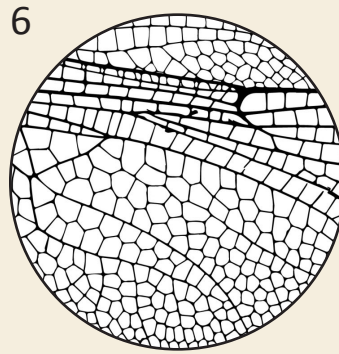
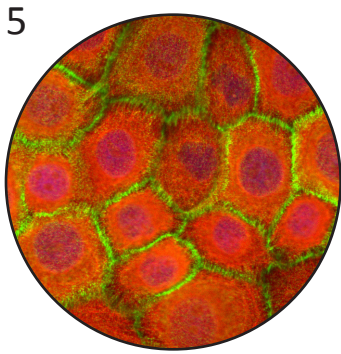
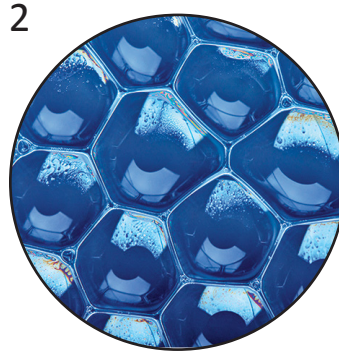
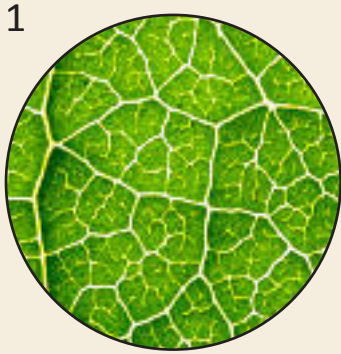
Flow, Spin, Grow by Patchen Barss, illustrated by Todd Stewart



Welcome to Kindergarten™
CANADIAN EDUCATION WAREHOUSE
www.welcome-to-kindergarten.ca

Finding Patterns in Nature

The same pattern can show up in some surprising places. Try to figure out what made these shapes!



ANSWERS: 1. Leaf 2. Soap bubbles 3. Cracked desert 4. Giraffe 5. Closeup of skin cells 6. Dragonfly wing 7. Pine bark 8. Glazed pottery



Branching, spiralling, spinning — you can find patterns almost anywhere in nature, if you look for them.


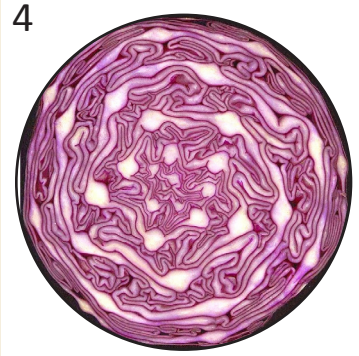

Flow, Spin, Grow by Patchen Barss, illustrated by Todd Stewart



Welcome to Kindergarten™
CANADIAN EDUCATION WAREHOUSE
www.welcome-to-kindergarten.ca

Finding Patterns in Nature

The same pattern can show up in surprising places.
Try to figure out what made these spiral shapes!



ANSWERS: 1. Fiddlehead fern 2. Spiderweb 3. Staircase 4. Cabbage 5. Snail 6. Baby's head 7. Galaxy 8. Sunflower



Branching, spiralling, spinning — you can find patterns almost anywhere in nature, if you look for them.

Flow, Spin, Grow by Patchen Barss, illustrated by Todd Stewart



Welcome to Kindergarten™
CANADIAN EDUCATION WAREHOUSE
www.welcome-to-kindergarten.ca